

Foundation Programme  
in Literacy, Numeracy and Skills  
(FPLNS)

اردو

**URDU**

**GRADE 7**

Educator's Guidelines

Theme 3: Nature and Environment  
**Weather**

---

MAHATMA GANDHI INSTITUTE  
under the aegis of  
MINISTRY OF EDUCATION AND HUMAN RESOURCE  
Republic of Mauritius

2026



# Table of content

<b>Guide to Educators</b> .....	<b>ii</b>
<b>Activity 1: Listen to and repeat the poem/song.</b> .....	<b>1</b>
<b>Activity 2: Trace the words.</b> .....	<b>2</b>
<b>Activity 3: Classify the words.</b> .....	<b>3</b>
<b>Activity 4: Matching.</b> .....	<b>4</b>
<b>Activity 5: My Weather Journal.</b> .....	<b>5</b>
<b>Activity 6: Form words..</b> .....	<b>6</b>
<b>Activity 7: Fill in the blanks.</b> .....	<b>7</b>
<b>Activity 8: Fill in the blanks.</b> .....	<b>8</b>
<b>Activity 9: Write words.</b> .....	<b>9</b>
<b>Activity 10: Answer the questions.</b> .....	<b>10</b>

# Guide to Educators

## Learning Outcomes

- Identify different types/conditions of weather patterns.
- Use basic vocabulary words related to various weather types/conditions both orally and in writing.
- Distinguish and describe the different types/conditions of weather.

## Activities

- Listen and repeat the poem/song.
- Trace the words.
- Classify the words.
- Matching.
- My Weather Journal.
- Form words.
- Fill in the blanks.
- Write the appropriate words and form sentences.
- Answer the questions.

## Other Proposed Activities

- Sing some simple songs.
- Crossword.
- Create artwork inspired by different types of weather (e.g poster, drawing, painting, poetry).
- Quiz and oral questions on daily weather conditions.

## Additional Resources

- Use pictures, flashcards and videos to demonstrate different types of weather patterns.
- Repetitive Practice through songs and rhymes.
- Videos or audios to display the importance of different types of weather patterns.
- Short video clip on different types of weather.
- Keep a journal to record and describe daily weather observations.

## Portfolio Assessment

- Skills-based assessments.

## Activity 1: Listen and repeat the poem/song.

### Listening and Reading Activities:

- The Educator recites the poem/song.
- The students listen carefully and repeat the poem/song.

سال کے موسم موسم چار  
سردی گرمی خزاں بہار  
سردی میں میوے کھاتے ہیں  
گرمی میں روز نہاتے ہیں  
خزاں میں پتے جھڑتے ہیں  
بہار میں پھول کھلتے ہیں

The Educator may access the audio-visual version of the above poem/song through this link:

**Link:** <https://www.youtube.com/watch?v=84uKHy5mxg0>

Other similar resources are available through the following link/s:

**Link:** <https://www.youtube.com/watch?v=0MtwvZbBj8Y>

<https://www.youtube.com/watch?v=0MtwvZbBj8Y>

<https://www.youtube.com/watch?v=8bY5SKo-ZNY>

<https://www.youtube.com/watch?v=jnx10PASwgA&t=106s>

<https://www.youtube.com/watch?v=aq27joME7io>

## Activity 2: Trace the words.



### Listening, Reading and Writing Activities:

- The Educator shows different pictures and reads each word with emphasis on the alphabets/letters.
- The students listen, repeat and trace the words.

زمین زمین



سمندر سمندر



گرمی گرمی



سردی سردی



بادل بادل



آسمان آسمان



هوا هوا



چاند چاند



بارش بارش



سورج سورج



ستاره ستاره



طوفان طوفان





### Activity 3: Classify the words.

#### Listening, Reading and Writing Activities:

- The Educator explains to students that some words may be classified in both boxes.
- The students classify the given words into the two boxes below.

(سورج، بارش، بادل، سردی، گرمی، طوفان، چھتری)


سردی	گرمی
	

## Activity 4: Matching.

### Listening and Reading Activities:

- The Educator reads and explains the sentences.
- The students repeat and match the sentences with the corresponding pictures.

### Column B



### Column A

۱- سورج چمک رہا ہے۔

۲- بارش ہو رہی ہے۔

۳- ہوا چل رہی ہے۔

۴- آسمان میں بادل ہیں۔

۵- دھوپ تیز ہے۔

۶- سردی ہو رہی ہے۔

## Activity 5: My Weather Journal.

### Reading and Writing Activities:

The Educator helps students to keep a weather journal as follows:

The students:

- identify the weather and fill in the journal daily.
- show the journal to the Educator on a weekly basis.

سال : -----	مہینہ : -----		
آج موسم کیسا ہے؟	تاریخ	دن	
آج دھوپ ہے۔	.....	مثلاً: پیر	پہلا ہفتہ
		منگل	
		بدھ	
		جمعرات	
		جمعہ	
		پیر	دوسرا ہفتہ
		منگل	
		بدھ	
		جمعرات	
		جمعہ	
		پیر	تیسرا ہفتہ
		منگل	
		بدھ	
		جمعرات	
		جمعہ	
		پیر	چوتھا ہفتہ
		منگل	
		بدھ	
		جمعرات	
		جمعہ	

## Activity 6: Form Words.








### Listening, Reading and Writing Activities:

The Educator reads the letters/alphabets.

The students:

- listen and pronounce the letters/alphabets.
- rearrange the letters/alphabets to form the correct words.

	.....	و / س / ج / ر
	.....	م / ز / ن / ی
	.....	د / ل / ا / ب
	.....	س / د / م / ر / ن
	.....	چ / د / ن / ا

## Activity 7: Fill in the blanks.

### Reading and Writing Activities:

The Educator:

- explains the sentences to the students.
- helps the students to fill in the blanks with the appropriate word.

The students read the complete sentences.


( سمندر , گرمی , دھوپ , ٹھنڈا , ٹوپی )



۱۔ ..... کا موسم ہے۔



۲۔ ..... تیز ہے۔



۳۔ سارا ..... کے کنارے جاتی ہے۔



۴۔ اس کی ماں ..... شربت پیتی ہیں۔



۵۔ اس کا بھائی ..... پہنتا ہے۔

## Activity 8: Fill in the blanks.

### Reading and Writing Activities:

The Educator:

- explains the sentences to the students.
- helps the students to fill in the blanks with the appropriate word.

The students read the complete sentences.

( سردی , گرم , کمرے , ٹھنڈ , ہوا )



۱- ..... کا موسم ہے۔



۲- ..... چل رہی ہے۔



۳- سلیم کو بہت ..... لگ رہا ہے۔



۴- سلیم اپنے ..... میں رہتا ہے۔



۵- سلیم ..... چائے پیتا ہے۔

## Activity 9: Write the appropriate words and form sentences.

### Reading and Writing Activities:

- The Educator helps the students to write three words each related to summer and winter as per Activities 7 & 8.
- The students read the words repeatedly and write simple sentences with the help of the Educator.

سردی	گرمی

- ۱
- ۲
- ۳
- ۴
- ۵
- ۶

## Activity 10: Answer the questions.

### Speaking and Writing Activities:

- The Educator shows the picture to the students and ask questions accordingly.
- The students observe the picture and answer the questions.



۱۔ آج موسم کیسا ہے؟

-----

۲۔ آپ کو کون سا موسم پسند ہے؟

-----

۳۔ آپ اس موسم میں کیا پہنتے ہیں؟

-----

۴۔ گرمیوں میں آپ کیا کھانا / پینا پسند کرتے ہیں؟

-----

۵۔ آپ کب سمندر کے کنارے جانا پسند کرتے ہیں؟

-----